

Make Learning Come to Life with Aurasma: Creating Auras that Glow




By

Tilisa Thibodeaux, Ed. D. - Digital Learning & Leading @techietilisa
& Donna Fong, Ed. D. - Educational Leadership @fongdl



Sign up for Aurasma App Account

Mobile Devices:

1. Find the  Aurasma App in the Google Play Store or Apple App Store.
2. Download the Aurasma App and create your account.
3. Log-in to your account.



What is Aurasma?

Aurasma is an Augmented Reality application that uses trigger images assigned to an overlay (video) to produce instantaneous animations.






Secondary Aurasma Lesson


Objective:

Students identified difficult vocabulary words in Spanish and created memory tricks to help them remember the meaning of difficult words.



Learning Outcome:

Students analyzed vocabulary words in text and applied knowledge of cognates to help them remember definitions for difficult words.







Follow this Channel: virginiamullen

Live Demonstration

www.aurasma.com

1. Search for 'virginiamullen' channel.
2. **Follow virginiamullen's channel by selecting the LIKE button and the FOLLOW button.**






Open up the Aurasma app and scan the pictures
to watch them come to life.



Aurasma Lesson

Objective:


Students will write story sequences (First, Next, Then, Finally) using their favorite fiction book.



Learning Outcome:

Students successfully shared their story sequence in a presentation, writing comments to their peers, and generating interest for reading and illustrating.

Aurasma in Action





Follow this Channel: kgauthier

1. Search for 'kgauthier' channel.
2. **Follow kgauthier's channel by selecting the LIKE button and the FOLLOW button.**





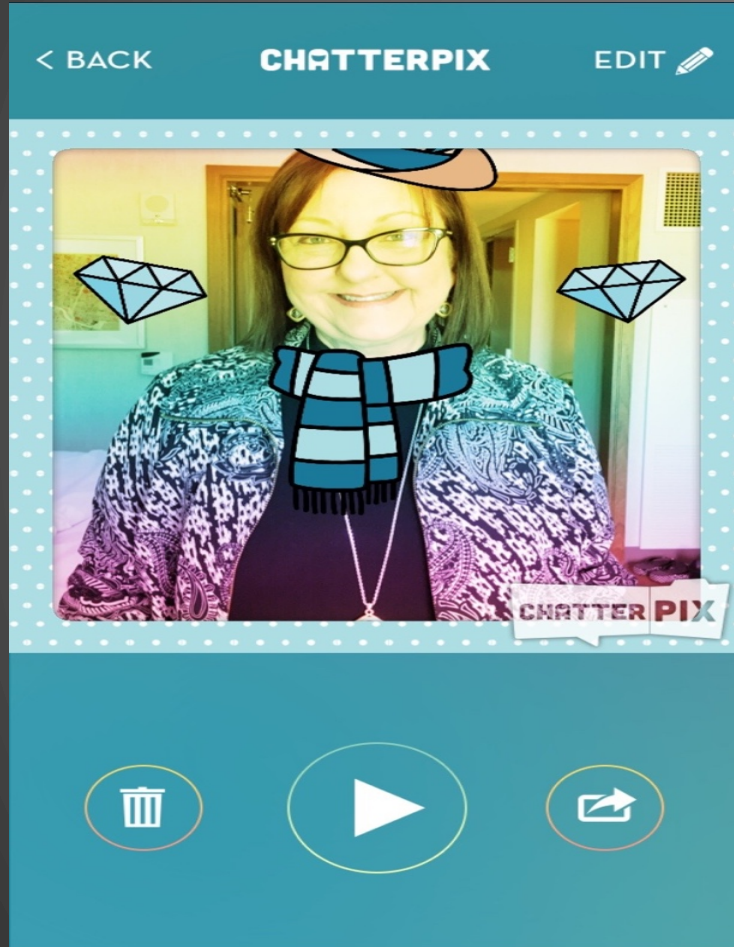
Open up the Aurasma app and scan the pictures to watch them come to life.

Tutorial: www.kleinspiration.com

Disney, USPS

@techietilisa @fongdl

Chatterpix & Quiver



Use Chatterpix to take images and create recordings.

Match images with recordings in Aurasma for a fun and unique way for students to interact.

Quiver

Download and scan pictures using the Quiver App and pictures will augment just as if they are in Aurasma.